




# Club Health Assessment for District 300E 1 through April 2025

			Status	Membership							Reports					Finance	LCIF	
Club Number	Club Name	Charter Date		Current Member Count	YTD Members Added	YTD Members Dropped	YTD Net Growth	YTD Net Growth%	Member Count 12 Months Ago	Avg. length of service for dropped members	Months Since Last MMR ***	Yrs. Since Last Officer Report	President Rotation	Vice President Reported ****	Months Since Last Activity Report ***	Account Balance	Donations for current Fiscal Year	
			Number of times on status quo within last two years	If below 15 members appears					If net loss is greater than 20% appears			If no report in 3 months appears in	When more than one year appears in	Number of repeat terms	Notes the officers that do not have an active	If no report at 12 months appears in red		
Clubs less than two years old																		
157362	Chiayi Chia Da	03/05/2024	Active	34	19	5	14	70.00%	21	4	0		2	S,T,M,VP,SC	N/A		\$1,000.00	
180799	Chiayi Loong Men	02/14/2025	Newly Chartered	28	28	0	28	100.00%	0		0			S,T,M,VP,SC	N/A		\$5,000.00	
156811	Chiayi Summit	12/14/2023	Active	23	3	0	3	15.00%	20		4		2	M,VP,SC	N/R		\$3,000.00	
157294	Tainan City Formosa Korean Culture	02/07/2024	Active	23	4	2	2	9.52%	21	2	0		2	M,VP,SC	0		\$4,000.00	
171866	Tainan Formosa Beauty Industry Elite	06/13/2024	Active	31	13	3	10	47.62%	0	0	0		2	S,M,VP,SC	3		\$5,000.00	
157730	Tainan Gold Ding	03/19/2024	Active	43	11	0	11	34.38%	24		0		None	P,S,T,M,VP SC	N/R		\$28,000.00	
Clubs more than two years old																		
23364	CHIAYI	05/22/1960	Active	81	1	7	-6	-6.90%	87	6	0			S,T,M,VP,SC	24+		\$14,000.00	
Exc Award (06/30/2017, 06/30/2018, 06/30/20																		
40269	CHIAYI A LI SHAN	07/21/1981	Active	70	2	1	1	1.45%	76	16	0			M,VP,SC	15		\$15,000.00	
Exc Award (06/30/2017, 06/30/2018, 06/30/20																		
130605	Chiayi Chia Chung	03/31/2017	Active	27	10	0	10	58.82%	25		0			S,T,M,VP,SC	N/A		\$2,000.00	
Exc Award (06/30/2020, 06/30/2022, 06/30/20																		
47997	CHIAYI CHIA FONG	12/28/1987	Active	80	10	1	9	12.68%	78	1	0			S,T,M,VP,SC	18		\$13,000.00	
Exc Award (06/30/2016, 06/30/2018, 06/30/20																		
66580	CHIAYI CHIA HWA	08/27/2002	Active	25	3	1	2	8.70%	22	22	0			S,M,VP,SC	15		\$3,000.00	
Exc Award (06/30/2016, 06/30/2020, 06/30/20																		
48270	CHIAYI CHIA NEU	03/11/1988	Active	48	12	3	9	23.08%	43	4	0			S,T,M,VP,SC	24+		\$20,000.00	
Exc Award (06/30/2016, 06/30/2019, 06/30/20																		
47441	CHIAYI CHIA TAI	06/05/1987	Active	46	4	28	-24	-34.29%	86	7	0			S,T,M,VP,SC	6		\$8,000.00	
Exc Award (06/30/2016, 06/30/2017, 06/30/20																		
56587	CHIAYI HSIEN SHING KONG	02/28/1995	Active	31	4	1	3	10.71%	31	30	0			S,M,VP,SC	24+		\$2,000.00	
Exc Award (06/30/2017, 06/30/2019, 06/30/20																		
48271	CHIAYI HUI LAN	03/11/1988	Active	38	2	2	0	0.00%	48	13	0			S,M,VP,SC	24+		\$8,000.00	
Exc Award (06/30/2016, 06/30/2019, 06/30/20																		
84051	CHIAYI JEN SHAN MEI	08/17/2004	Active	25	4	0	4	19.05%	31		0			S,M,VP,SC	20		\$6,000.00	




# Club Health Assessment for District 300E 1 through April 2025

			Status	Membership							Reports					Finance	LCIF
Club Number	Club Name	Charter Date		Current Member Count	YTD Members Added	YTD Members Dropped	YTD Net Growth	YTD Net Growth%	Member Count 12 Months Ago	Avg. length of service for dropped members	Months Since Last MMR ***	Yrs. Since Last Officer Report	President Rotation	Vice President Reported ****	Months Since Last Activity Report ***	Account Balance	Donations for current Fiscal Year
			Number of times on status quo within last two years	If below 15 members appears			If net loss is greater than 20% appears				If no report in 3 months appears in	When more than one year appears in	Number of repeat terms	Notes the officers that do not have an active	If no report at 12 months appears in red		
Exc Award (06/30/2017, 06/30/2018, 06/30/2020) 43917 CHIAYI LAN TAN 05/21/1984			Active	49	1	0	1	2.08%	57		0			T,M,VP,SC	24+		\$15,000.00
Exc Award (06/30/2016, 06/30/2019, 06/30/2020) 78505 CHIAYI PEI HUI 03/18/2004			Active	34	10	3	7	25.93%	29	20	0			S,M,VP,SC	3		\$18,000.00
Exc Award (06/30/2018, 06/30/2019, 06/30/2020) 151834 Chiayi Sincerity 08/02/2022			Active	17	5	0	5	41.67%	17		0			S,M,VP,SC	N/A		\$2,000.00
64819 CHIAYI TAO CHENG 12/04/2001			Active	28	5	1	4	16.67%	26	2	0			S,T,M,VP,SC	24+		\$2,000.00
Exc Award (06/30/2016, 06/30/2017, 06/30/2020) 30210 CHIAYI WU FONG 02/05/1975			Active	58	7	0	7	13.73%	59		0			S,T,M,VP,SC	5		\$7,000.00
Exc Award (06/30/2016, 06/30/2018, 06/30/2020) 68741 CHIAYI YI HWA 05/12/2003			Active	35	8	28	-20	-36.36%	55	2	0			S,T,M,VP,SC	24+		\$1,000.00
Exc Award (06/30/2016, 06/30/2019, 06/30/2020) 54861 CHIAYI YUH SHAN 09/09/1993			Active	65	9	3	6	10.17%	67	22	0			S,T,M,VP,SC	7		\$3,000.00
Exc Award (06/30/2017, 06/30/2018, 06/30/2020) 85925 MAILIAO 03/21/2005			Active	43	2	1	1	2.38%	46	4	0			S,T,M,VP,SC	24+		\$17,000.00
Exc Award (06/30/2016, 06/30/2017, 06/30/2020) 23394 PEIKANG 03/20/1967			Active	52	6	3	3	6.12%	57	3	0			S,T,M,VP,SC	5		\$17,000.00
Exc Award (06/30/2016, 06/30/2018, 06/30/2020) 35232 PU TZU 03/31/1978			Active	20	5	0	5	33.33%	23		0			T,M,VP,SC	6		\$4,000.00
Exc Award (06/30/2016, 06/30/2019, 06/30/2020) 56467 TAI HSI 01/25/1995			Active	42	8	1	7	20.00%	37	28	0			T,M,VP,SC	4		\$33,000.00
Exc Award (06/30/2016, 06/30/2018, 06/30/2020) 53480 TAINAN AN NAN 07/01/1992			Active	54	16	1	15	38.46%	41	7	0			S,T,M,VP,SC	6		\$14,000.00
Exc Award (06/30/2016, 06/30/2020, 06/30/2020) 30289 TAINAN CAPITAL 02/24/1975			Active	34	4	3	1	3.03%	36	27	0			T,M,VP,SC	24+		\$13,000.00
Exc Award (06/30/2016, 06/30/2017, 06/30/2020) 23416 TAINAN CENTRAL 03/18/1970			Active	39	3	2	1	2.63%	40	17	0			T,M,VP,SC	4		\$7,000.00
Exc Award (06/30/2016, 06/30/2020, 06/30/2020) 23417 TAINAN CHENG KUNG 11/15/1963			Active	30	3	2	1	3.45%	30	3	0			S,T,M,VP,SC	24+		\$3,000.00



# Club Health Assessment for District 300E 1 through April 2025

			Status	Membership						Reports					Finance	LCIF	
Club Number	Club Name	Charter Date		Current Member Count	YTD Members Added	YTD Members Dropped	YTD Net Growth	YTD Net Growth%	Member Count 12 Months Ago	Avg. length of service for dropped members	Months Since Last MMR ***	Yrs. Since Last Officer Report	President Rotation	Vice President Reported ****	Months Since Last Activity Report ***	Account Balance	Donations for current Fiscal Year
			Number of times on status quo within last two years	If below 15 members appears			If net loss is greater than 20% appears				If no report in 3 months appears in	When more than one year appears in	Number of repeat terms	Notes the officers that do not have an active	If no report at 12 months appears in red		
Exc Award (06/30/2017, 06/30/2018, 06/30/2020) 62717 TAINAN CHI HSIANG 01/18/2000			Active	34	3	0	3	9.68%	36		0			S,M,VP,SC	23		\$7,000.00
Exc Award (06/30/2016, 06/30/2017, 06/30/2020) 41390 TAINAN CHIA LI 05/11/1982			Active	38	7	3	4	11.76%	35	19	0			T,M,VP,SC	1		\$5,000.00
Exc Award (06/30/2016, 06/30/2017, 06/30/2020) 30116 TAINAN CHIH KAN 01/06/1975			Active	36	1	2	-1	-2.70%	38	27	0			M,VP,SC	24		\$11,000.00
Exc Award (06/30/2017, 06/30/2021, 06/30/2020) 39076 TAINAN CHIN CHENG 11/05/1980			Active	30	5	0	5	20.00%	27		0			S,M,VP,SC	8		\$5,000.00
Exc Award (06/30/2017, 06/30/2019, 06/30/2020) 48187 TAINAN CHUEN HUEI 02/15/1988			Active	22	15	6	9	69.23%	19	8	0			T,M,VP,SC	24+		\$4,000.00
Exc Award (06/30/2016, 06/30/2018, 06/30/2020) 54862 TAINAN CHUN WANG 09/09/1993			Active	29	4	0	4	16.00%	27		0			T,M,VP,SC	24+		\$18,000.00
Exc Award (06/30/2017, 06/30/2019, 06/30/2020) 54219 TAINAN CHUN YING 03/11/1993			Active	24	3	0	3	14.29%	21		0			T,M,VP,SC	5		\$5,000.00
Exc Award (06/30/2016, 06/30/2017, 06/30/2020) 38708 TAINAN CHUNG CHENG 06/26/1980			Active	23	2	0	2	9.52%	24		0			T,M,VP,SC	24+		\$3,000.00
Exc Award (06/30/2018, 06/30/2020, 06/30/2020) 37182 TAINAN CHUNG SHAN 05/24/1979			Active	44	6	3	3	7.32%	43	2	0			S,T,M,VP,SC	4		\$12,000.00
Exc Award (06/30/2016, 06/30/2018, 06/30/2020) 32668 TAINAN DOWNTOWN 08/09/1976			Active	24	9	1	8	50.00%	21	21	0			M,VP,SC	0		\$5,000.00
Exc Award (06/30/2016, 06/30/2017, 06/30/2020) 109146 TAINAN ETERNITY 09/01/2010			Active	33	3	0	3	10.00%	35		0			M,VP,SC	11		\$13,000.00
Exc Award (06/30/2019, 06/30/2021, 06/30/2020) 23415 TAINAN FIRST 01/28/1959			Active	60	15	4	11	22.45%	60	29	0			S,M,VP,SC	4		\$23,000.00
Exc Award (06/30/2016, 06/30/2017, 06/30/2020) 23418 TAINAN FU CHENG 10/19/1973			Active	33	2	0	2	6.45%	32		0			S,T,M,VP,SC	7		\$7,000.00
Exc Award (06/30/2016, 06/30/2017, 06/30/2020) 23419 TAINAN HSIEN 06/01/1966			Active	66	5	11	-6	-8.33%	72	12	0			S,T,M,VP,SC	15		\$35,000.00
Exc Award (06/30/2016, 06/30/2019, 06/30/2020)																	




# Club Health Assessment for District 300E 1 through April 2025

			Status	Membership							Reports					Finance	LCIF	
Club Number	Club Name	Charter Date		Current Member Count	YTD Members Added	YTD Members Dropped	YTD Net Growth	YTD Net Growth%	Member Count 12 Months Ago	Avg. length of service for dropped members	Months Since Last MMR ***	Yrs. Since Last Officer Report	President Rotation	Vice President Reported ****	Months Since Last Activity Report ***	Account Balance	Donations for current Fiscal Year	
			Number of times on status quo within last two years	If below 15 members appears				If net loss is greater than 20% appears			If no report in 3 months appears in	When more than one year appears in	Number of repeat terms		Notes the officers that do not have an active	If no report at 12 months appears in red		
56977	TAINAN HSIN FENG	05/17/1995	Active	47	3	2	1	2.17%	50	16	0			T,M,VP,SC	17		\$55,000.00	
Exc Award (06/30/2016, 06/30/2018, 06/30/2020)																		
50266	TAINAN HSIN FONG	03/01/1990	Active	29	2	0	2	7.41%	29		7			S,T,M,VP,SC	24+		\$15,000.00	
Exc Award (06/30/2018, 06/30/2020)																		
61595	TAINAN HUI CHUN	03/08/1999	Active	22	5	2	3	15.79%	20	5	0			S,T,M,VP,SC	5		\$4,000.00	
Exc Award (06/30/2016, 06/30/2017, 06/30/2020)																		
51999	TAINAN JEN SHANN MEEI	09/09/1991	Active	28	2	7	-5	-15.15%	34	5	4			S,T,M,VP,SC	24+		\$9,000.00	
Exc Award (06/30/2016, 06/30/2018, 06/30/2020)																		
36501	TAINAN JEN-AI	01/05/1979	Active	26	5	5	0	0.00%	29	3	0			T,M,VP,SC	24+		\$5,000.00	
Exc Award (06/30/2016, 06/30/2017, 06/30/2020)																		
61755	TAINAN KUEI JEN	04/05/1999	Active	45	12	2	10	28.57%	38	2	0			T,M,VP,SC	24+		\$24,000.00	
Exc Award (06/30/2016, 06/30/2017, 06/30/2020)																		
132226	Tainan Love Taiwan	07/19/2017	Active	21	14	5	9	75.00%	8	4	0		2	S,M,VP,SC	6		\$3,000.00	
Exc Award (06/30/2021)																		
43387	TAINAN LUNG HSING	01/17/1984	Active	40	3	1	2	5.26%	38	3	0			S,M,VP,SC	24+		\$5,000.00	
Exc Award (06/30/2016, 06/30/2017, 06/30/2020)																		
55703	TAINAN MA DOW	05/11/1994	Active	24	4	1	3	14.29%	23	1	0			T,M,VP,SC	24+		\$5,000.00	
Exc Award (06/30/2016, 06/30/2022, 06/30/2020)																		
33897	TAINAN METROPOLIS	05/06/1977	Active	28	1	2	-1	-3.45%	32	24	0			S,M,VP,SC	24+		\$5,000.00	
Exc Award (06/30/2016, 06/30/2017, 06/30/2020)																		
43918	TAINAN MING JEN	05/22/1984	Active	35	12	0	12	52.17%	36		0			S,T,M,VP,SC	6		\$6,000.00	
Exc Award (06/30/2018, 06/30/2023)																		
48188	TAINAN NAN FONG	02/22/1988	Active	70	30	0	30	75.00%	62		4			S,M,VP,SC	6		\$35,000.00	
Exc Award (06/30/2018, 06/30/2020, 06/30/2020)																		
55569	TAINAN NAN YING	04/14/1994	Active	43	5	2	3	7.50%	44	5	0			S,T,M,VP,SC	24+		\$13,000.00	
Exc Award (06/30/2016, 06/30/2018, 06/30/2020)																		
101547	TAINAN NAN YINNG	03/12/2008	Active	20	2	2	0	0.00%	20	6	0			M,VP,SC	17		\$6,000.00	
Exc Award (06/30/2018, 06/30/2020, 06/30/2020)																		
121731	Tainan Nan-I	03/31/2014	Active	35	3	0	3	9.38%	33		0			S,T,M,VP,SC	N/A		\$12,000.00	



# Club Health Assessment for District 300E 1 through April 2025

			Status	Membership							Reports					Finance	LCIF
Club Number	Club Name	Charter Date		Current Member Count	YTD Members Added	YTD Members Dropped	YTD Net Growth	YTD Net Growth%	Member Count 12 Months Ago	Avg. length of service for dropped members	Months Since Last MMR ***	Yrs. Since Last Officer Report	President Rotation	Vice President Reported *****	Months Since Last Activity Report ***	Account Balance	Donations for current Fiscal Year
			Number of times on status quo within last two years	If below 15 members appears			If net loss is greater than 20% appears				If no report in 3 months appears in	When more than one year appears in	Number of repeat terms	Notes the officers that do not have an active	If no report at 12 months appears in red		
Exc Award (06/30/2017, 06/30/2019, 06/30/2020) 67016 TAINAN NANTU 12/06/2002			Active	34	1	2	-1	-2.86%	41	6	0			T,M,VP,SC	24+		\$23,000.00
Exc Award (06/30/2017, 06/30/2019, 06/30/2020) 54731 TAINAN PEI MENG 07/08/1993			Active	29	5	0	5	20.83%	27		0			S,T,M,VP,SC	24+		\$5,000.00
Exc Award (06/30/2019, 06/30/2020, 06/30/2020) 41752 TAINAN PHOENIX 07/20/1982			Active	34	3	0	3	9.68%	32		0			S,M,VP,SC	5		\$15,000.00
Exc Award (06/30/2016, 06/30/2019, 06/30/2020) 32298 TAINAN PO AI 05/21/1976			Active	53	4	1	3	6.00%	50	1	0			S,M,VP,SC	6		\$8,000.00
Exc Award (06/30/2016, 06/30/2017, 06/30/2020) 40672 TAINAN PO JEN 12/31/1981			Active	30	2	2	0	0.00%	36	7	0			S,T,M,VP,SC	24+		\$12,000.00
Exc Award (06/30/2016, 06/30/2018, 06/30/2020) 125601 Tainan Prospect 08/11/2015			Active	24	4	0	4	20.00%	28		0			T,M,VP,SC	N/A		\$3,000.00
Exc Award (06/30/2016, 06/30/2018) 131204 Tainan Ren-De 06/15/2017			Active	17	6	1	5	41.67%	15	0	0			S,T,M,VP,SC	24+		\$6,000.00
96671 TAINAN RU YIH 03/17/2006			Active	22	9	4	5	29.41%	22	1	0			S,T,M,VP,SC	24+		\$13,000.00
Exc Award (06/30/2022, 06/30/2023) 99609 TAINAN SIN HUA 06/19/2007			Active	20	6	0	6	42.86%	20		4			P,S,T,M,VP SC	24+		\$2,000.00
Exc Award (06/30/2019, 06/30/2021, 06/30/2020) 99501 TAINAN SIN SHIH 05/29/2007			Active	21	4	2	2	10.53%	20	2	0			S,T,M,VP,SC	24+		\$2,000.00
Exc Award (06/30/2016, 06/30/2017, 06/30/2020) 137088 Tainan Tapani 01/02/2019			Active	25	6	2	4	19.05%	24	2	0			S,T,M,VP,SC	5		\$3,000.00
Exc Award (06/30/2023, 06/30/2024) 51714 TAINAN TZU CHIANG 05/23/1991			Active	35	0	8	-8	-18.60%	49	12	0			S,T,M,VP,SC	24+		\$8,999.99
Exc Award (06/30/2016, 06/30/2017, 06/30/2020) 49213 TAINAN UNION 02/14/1989			Active	66	18	0	18	37.50%	56		0			T,M,VP,SC	3		104,000.00
Exc Award (06/30/2018, 06/30/2021, 06/30/2020) 23420 TAINAN WEST 01/25/1969			Active	33	3	5	-2	-5.71%	42	20	0			S,T,M,VP,SC	24+		\$10,000.00
Exc Award (06/30/2019, 06/30/2020, 06/30/2020) 103645 TAINAN XIANG YANG 09/18/2008			Active	16	6	1	5	45.45%	14	0	0			T,M,VP,SC	24+		



# Club Health Assessment for District 300E 1 through April 2025

			Status	Membership							Reports					Finance	LCIF	
Club Number	Club Name	Charter Date		Current Member Count	YTD Members Added	YTD Members Dropped	YTD Net Growth	YTD Net Growth%	Member Count 12 Months Ago	Avg. length of service for dropped members	Months Since Last MMR ***	Yrs. Since Last Officer Report	President Rotation	Vice President Reported ****	Months Since Last Activity Report ***	Account Balance	Donations for current Fiscal Year	
			Number of times on status quo within last two years	If below 15 members appears			If net loss is greater than 20% appears			If no report in 3 months appears in			When more than one year appears in	Number of repeat terms	Notes the officers that do not have an active	If no report at 12 months appears in red		
Exc Award (06/30/2019, 06/30/2020, 06/30/2023)	23421 TAINAN YEN PIN	04/18/1970	Active	31	8	2	6	24.00%	25	31	0			M,VP,SC	5		\$16,000.00	
Exc Award (06/30/2016, 06/30/2017, 06/30/2020)	56006 TAINAN YEN SHUI	07/19/1994	Active	54	4	1	3	5.88%	53	2	0			M,VP,SC	24+		\$6,000.00	
Exc Award (06/30/2017, 06/30/2019, 06/30/2020)	34992 TAINAN YUNG KANG	01/16/1978	Active	51	3	0	3	6.25%	50		0			S,T,M,VP,SC	7		\$33,000.00	
Exc Award (06/30/2016, 06/30/2017, 06/30/2020)	48125 TAINAN YUNG MEI	02/01/1988	Active	32	3	0	3	10.34%	31		0			T,M,VP,SC	3		\$7,000.00	
Exc Award (06/30/2016, 06/30/2017, 06/30/2020)	34552 THE CENTRAL OF TAINAN HSIEN	10/20/1977	Active	57	12	3	9	18.75%	48	1	0			M,VP,SC	7		\$15,000.00	
Exc Award (06/30/2019, 06/30/2020, 06/30/2023)	42582 TOUNAN	04/11/1983	Active	34	9	1	8	30.77%	34	1	0			T,M,VP,SC	24+		\$7,000.00	
Exc Award (06/30/2017, 06/30/2018, 06/30/2020)	23470 YUNLIN	06/15/1963	Active	44	8	3	5	12.82%	54	32	0			S,T,M,VP,SC	6		\$6,000.00	
Exc Award (06/30/2017, 06/30/2020, 06/30/2023)	152235 Yunlin Formosa Holistic Aromatherapy	08/18/2022	Active	29	5	0	5	20.83%	37		0			M,VP,SC	15		\$5,000.00	
	59903 YUNLIN HSIEN ERG LUN	08/14/1997	Active	35	5	2	3	9.38%	34	0	0			S,T,M,VP,SC	21		\$11,000.00	
Exc Award (06/30/2018, 06/30/2020, 06/30/2023)	56300 YUNLIN HSIEN HSI LO	12/05/1994	Active	50	4	1	3	6.38%	53	0	0			S,T,M,VP,SC	24+		\$3,000.00	
Exc Award (06/30/2016, 06/30/2017, 06/30/2020)	49422 YUNLIN HSIEN HU NEU	04/19/1989	Active	42	2	0	2	5.00%	45		0			M,VP,SC	1		\$21,000.00	
Exc Award (06/30/2018, 06/30/2019, 06/30/2020)	39451 YUNLIN HSIEN HU WEI	02/04/1981	Active	40	4	3	1	2.56%	46	25	0			S,T,M,VP,SC	24+		\$11,000.00	
Exc Award (06/30/2018, 06/30/2023)	47998 YUNLIN HSIEN KO HU	12/21/1987	Active	22	3	2	1	4.76%	21	2	0		2	S,T,M,VP,SC	24+		\$4,000.00	
Exc Award (06/30/2016, 06/30/2020, 06/30/2023)	58151 YUNLIN HSIEN LUAN BEY	04/18/1996	Active	52	3	0	3	6.12%	52		0			T,M,VP,SC	0		\$19,000.00	
Exc Award (06/30/2019, 06/30/2020, 06/30/2023)	50425 YUNLIN HSIEN NAN HUI	04/17/1990	Active	24	7	1	6	33.33%	19	16	0			S,T,M,VP,SC	7		\$5,000.00	



# Club Health Assessment for District 300E 1 through April 2025

			Status		Membership						Reports					Finance		LCIF		
Club Number	Club Name	Charter Date			Current Member Count	YTD Members Added	YTD Members Dropped	YTD Net Growth	YTD Net Growth%	Member Count 12 Months Ago	Avg. length of service for dropped members	Months Since Last MMR ***	Yrs. Since Last Officer Report	President Rotation	Vice President Reported ****	Months Since Last Activity Report ***	Account Balance	Donations for current Fiscal Year		
			Number of times on status quo within last two years		If below 15 members appears				If net loss is greater than 20% appears			If no report in 3 months appears in	When more than one year appears in	Number of repeat terms		Notes the officers that do not have an active	If no report at 12 months appears in red			
Exc Award (06/30/2017, 06/30/2018, 06/30/2020)																				
48625	YUNLIN HSIEN PEI ING	05/23/1988	Active		49	6	2	4	8.89%	48	1	0				S,M,VP,SC	4	\$28,000.00		
Exc Award (06/30/2017, 06/30/2018, 06/30/2020)																				
54788	YUNLIN HSIEN SHUI LIN	07/23/1993	Active		14	6	2	4	40.00%	24	11	4				S,T,M,VP,SC	24+	\$3,000.00		
Exc Award (06/30/2019, 06/30/2020, 06/30/2020)																				
47999	YUNLIN HSIEN TO KO	12/21/1987	Active		6	0	0	0	0.00%	6		15	2	None		P,S,T,M,VP SC	24+	\$1,000.00		
Exc Award (06/30/2016, 06/30/2018)																				
59598	YUNLIN HSIEN TOU LIU	05/29/1997	Active		66	1	2	-1	-1.49%	70	13	0				T,M,VP,SC	8	\$15,000.00		
Exc Award (06/30/2016, 06/30/2018, 06/30/2020)																				
60219	YUNLIN HSIEN TUNG HSIN	12/23/1997	Active		39	2	2	0	0.00%	40	2	0				M,VP,SC	24+	\$4,000.00		
Exc Award (06/30/2017, 06/30/2018, 06/30/2020)																				
53111	YUNLIN HSIEN YUN FONG	05/18/1992	Active		55	3	0	3	5.77%	53		0				S,T,M,VP,SC	5	\$15,000.00		
Exc Award (06/30/2016, 06/30/2017, 06/30/2020)																				
Current Total Clubs Count	YTD New Clubs Count	YTD Cancelled Clubs Count	YTD Net Club Gain	Current Total Members Count	YTD Add	YTD Drop	YTD Net Growth	YTD Net Growth %	Member Count 12 Months Ago	Average Member Count Per Club	% of Clubs with less than 20 members	% No MMR in 3 Months	% No Officer Report in 12 Months	% of Clubs with balance 90+ days	Number of Clubs in Status Quo	% Status Quo Clubs in Financial Suspension	Number of Cancelled Clubs	Average Cancelled Club Age	Members Lost Due to Cancellation	% of Clubs Cancelled for Non-Financial Reasons
96	1	0	1	3,547	580	218	362	11.37%	3,538	37	5%	7%	1%	0%	0	0%	0	0	0	0%

\* - P - Priority Club. Cancellation Reasons: 1-Objectives/conduct, 2-Non-active club, 5-Non-existing club, 6-Disbanding, 7-Merger, 8-Financial Suspension, 9-District/Multiple District Dues.

\*\* - Abbreviation: P-President, S-Secretary, T-Treasurer, M-Member Chairperson, VP-First Vice President, MC-Communications Chairperson, SC-Service Chairperson

\*\*\* - Abbreviation: N/R - Never reported using the Lions Clubs website, N/A - Not applicable, No password registered for the Lions Clubs website.

\*\*\*\* - Abbreviation: N - New, IP - Immediate Past, R - Repeat.





# Club Health Assessment for District 300E 2 through April 2025

			Status	Membership							Reports					Finance		LCIF
Club Number	Club Name	Charter Date		Current Member Count	YTD Members Added	YTD Members Dropped	YTD Net Growth	YTD Net Growth%	Member Count 12 Months Ago	Avg. length of service for dropped members	Months Since Last MMR ***	Yrs. Since Last Officer Report	President Rotation	Vice President Reported ****	Months Since Last Activity Report ***	Account Balance	Donations for current Fiscal Year	
			Number of times on status quo within last two years	If below 15 members appears					If net loss is greater than 20% appears			If no report in 3 months appears in	When more than one year appears in	Number of repeat terms	Notes the officers that do not have an active	If no report at 12 months appears in red		
Clubs less than two years old																		
174989	Kaohsiung City Lu Lei	08/12/2024	Active	35	35	0	35	100.00%	0		2			T,M,VP,SC	N/R			
155968	Pingtung Chun Pao	09/12/2023	Active	22	12	8	4	22.22%	35	1	3			P,S,M,VP,SC	N/R		\$3,000.04	
Clubs more than two years old																		
23362	CHAO CHOU	11/06/1968	Active	34	9	3	6	21.43%	28	5	1			P,S,T,M,VP SC	24+		\$4,000.00	
Exc Award (06/30/2016, 06/30/2019, 06/30/20																		
23363	CHI SHAN L C	05/11/1969	Active	26	2	0	2	8.33%	25		8			P,T,M,VP,SC	16		\$4,000.01	
Exc Award (06/03/2016, 06/30/2017, 06/30/20																		
46219	FANG LIAO	05/21/1986	Active	33	4	1	3	10.00%	33	26	0			P,S,M,VP,SC	18		\$19,000.03	
Exc Award (06/30/2018, 06/30/2019, 06/30/20																		
132811	Kaohsiung City Cathay	10/13/2017	Active	25	4	2	2	8.70%	25	7	3			P,T,M,VP	N/A		\$3,000.00	
Exc Award (06/30/2018, 06/30/2020, 06/30/20																		
43386	KAOHSIUNG CITY CHENG CHING LAKE	01/17/1984	Active	29	1	1	0	0.00%	29	7	4			P,S,T,M,VP SC	23		\$17,600.32	
Exc Award (06/30/2018, 06/30/2019, 06/30/20																		
151822	Kaohsiung City Chun Ying	07/22/2022	Active	58	20	10	10	20.83%	59	2	0			S,T,VP,SC	0		\$7,000.00	
Exc Award (06/30/2023, 06/30/2024)																		
147521	KAOHSIUNG CITY DA FA	07/08/2021	Active	22	8	6	2	10.00%	29	2	2			P,S,T,M,VP SC	N/A			
Exc Award (06/30/2022)																		
62776	KAOHSIUNG CITY FENG HSI	02/03/2000	Active	45	5	1	4	9.76%	47	10	4			P,S,M,VP,SC	24+		\$18,000.18	
Exc Award (06/30/2016, 06/30/2017, 06/30/20																		
23368	KAOHSIUNG CITY FENG SHAN	04/01/1969	Active	33	5	2	3	10.00%	39	5	3			P,S,M,VP,SC	24+		\$10,000.00	
Exc Award (06/30/2017, 06/30/2018, 06/30/20																		
53478	KAOHSIUNG CITY FENG YI	07/01/1992	Active	26	1	0	1	4.00%	28		9			S,T,M,VP,SC	24+		\$6,000.00	
Exc Award (06/30/2016, 06/30/2017, 06/30/20																		
128441	Kaohsiung City Feng Yu	08/17/2016	Active	44	6	32	-26	-37.14%	71	4	0			P,S,T,M,VP SC	24+		\$3,000.00	
Exc Award (06/30/2019, 06/30/2021, 06/30/20																		
37607	KAOHSIUNG CITY FENGSHAN CHARITY	10/04/1979	Active	18	1	5	-4	-18.18%	26	7	2			P,S,T,M,VP SC	24+		\$3,000.00	
Exc Award (06/30/2017, 06/30/2020, 06/30/20																		





# Club Health Assessment for District 300E 2 through April 2025

			Status	Membership							Reports					Finance		LCIF
Club Number	Club Name	Charter Date		Current Member Count	YTD Members Added	YTD Members Dropped	YTD Net Growth	YTD Net Growth%	Member Count 12 Months Ago	Avg. length of service for dropped members	Months Since Last MMR ***	Yrs. Since Last Officer Report	President Rotation	Vice President Reported ****	Months Since Last Activity Report ***	Account Balance	Donations for current Fiscal Year	
			Number of times on status quo within last two years	If below 15 members appears					If net loss is greater than 20% appears		If no report in 3 months appears in	When more than one year appears in	Number of repeat terms	Notes the officers that do not have an active	If no report at 12 months appears in red			
49458	KAOHSIUNG CITY GRAND	04/27/1989	Active	31	4	0	4	14.81%	32		0			P,T,M,VP,SC	24+		\$17,000.00	
Exc Award (06/30/2018, 06/30/2020)																		
49901	KAOHSIUNG CITY HSIN ING	10/18/1989	Active	26	8	0	8	44.44%	22		2			S,T,M,VP,SC	24+		\$4,000.00	
Exc Award (06/30/2016, 06/30/2018, 06/30/2020)																		
66491	KAOHSIUNG CITY HUANG CHIA	07/22/2002	Active	53	17	0	17	47.22%	51		2			P,S,VP,SC	24+		\$10,000.00	
Exc Award (06/30/2017, 06/30/2019, 06/30/2020)																		
51561	KAOHSIUNG CITY JEN TA	04/19/1991	Active	27	7	0	7	35.00%	27		2			P,S,T,M,VP SC	24+		\$8,000.00	
Exc Award (06/30/2017, 06/30/2018, 06/30/2020)																		
147835	Kaohsiung City Ju Yi	08/04/2021	Active	17	1	0	1	6.25%	24		1			P,S,T,M,VP SC	N/R			
60500	KAOHSIUNG CITY KANG FENG	03/17/1998	Active	39	0	4	-4	-9.30%	43	9	4			P,T,M,VP,SC	13		\$20,000.03	
Exc Award (06/30/2016, 06/30/2017, 06/30/2020)																		
23377	KAOHSIUNG CITY KANG SHAN	10/18/1969	Active	35	2	0	2	6.06%	35		6			P,T,M,VP,SC	24+		\$8,000.03	
Exc Award (06/30/2020, 06/30/2022, 06/30/2020)																		
48680	KAOHSIUNG CITY KAO FENG	06/08/1988	Active	25	8	1	7	38.89%	25	5	6			P,T,M,VP	24+		\$3,000.04	
Exc Award (06/30/2016, 06/30/2018, 06/30/2020)																		
77406	KAOHSIUNG CITY TA KANG SHAN	07/21/2003	Active	20	4	0	4	25.00%	16		2			P,S,T,M,VP SC	24+			
Exc Award (06/30/2016, 06/30/2018, 06/30/2020)																		
55832	KAOHSIUNG CITY TA SHE	06/15/1994	Active	41	4	0	4	10.81%	49		2			S,T,M,VP,SC	24+		\$12,000.01	
Exc Award (06/30/2016, 06/30/2017, 06/30/2020)																		
122805	Kaohsiung City Ta Wan	07/22/2014	Active	26	6	0	6	30.00%	24		3			P,S,M,VP,SC	20		\$2,000.03	
Exc Award (06/30/2021)																		
139193	Kaohsiung City Tzu Ai	07/11/2019	Active	21	4	4	0	0.00%	21	4	2			P,S,T,M,VP SC	N/A			
Exc Award (06/30/2022, 06/30/2023)																		
122093	Kaohsiung Jung Hsin	05/06/2014	Active	35	7	1	6	20.69%	41	11	2			S,T,VP,SC	16		\$7,000.01	
Exc Award (06/30/2016, 06/30/2018, 06/30/2020)																		
139274	Kaohsiung Kang Ta	07/24/2019	Active	46	6	4	2	4.55%	47	2	3			S,T,M,VP,SC	12		\$13,000.12	
Exc Award (06/30/2021, 06/30/2023)																		



# Club Health Assessment for District 300E 2 through April 2025

			Status	Membership							Reports					Finance	LCIF
Club Number	Club Name	Charter Date		Current Member Count	YTD Members Added	YTD Members Dropped	YTD Net Growth	YTD Net Growth%	Member Count 12 Months Ago	Avg. length of service for dropped members	Months Since Last MMR ***	Yrs. Since Last Officer Report	President Rotation	Vice President Reported ****	Months Since Last Activity Report ***	Account Balance	Donations for current Fiscal Year
			Number of times on status quo within last two years	If below 15 members appears				If net loss is greater than 20% appears			If no report in 3 months appears in	When more than one year appears in	Number of repeat terms	Notes the officers that do not have appears in an active	If no report at 12 months red		
51893	KAOSIUNG KUAN YIN SHAN Exc Award (06/30/2017, 06/30/2018, 06/30/20	07/08/1991	Active	58	9	1	8	16.00%	57	22	4			P,T,M,VP,SC	24+		\$30,000.01
46438	KAOSIUNG LU CHU Exc Award (06/30/2016, 06/30/2017, 06/30/20	06/27/1986	Active	56	1	0	1	1.82%	66		0			P,S,T,M,VP SC	24+		\$23,000.01
23389	LIN PIEN Exc Award (06/30/2016, 06/30/2017, 06/30/20	04/06/1972	Active	35	11	1	10	40.00%	28	2	1	1	None	P,S,T,M,VP SC	17		\$4,000.00
59962	LIN YUAN Exc Award (06/30/2017, 06/30/2018, 06/30/20	09/15/1997	Active	41	6	1	5	13.89%	40	36	4			P,S,T,M,VP SC	24+		\$9,000.00
59904	MA KUNG HARBOR Exc Award (06/30/2019, 06/30/2021, 06/30/20	08/07/1997	Active	32	4	3	1	3.23%	34	2	3			P,S,T,M,VP SC	24+		\$6,000.18
61799	NAN CHOU Exc Award (06/30/2017, 06/30/2021, 06/30/20	04/20/1999	Cancelled(8*)	0	0	15	-15	-100.00%	15	8	4	1	None	P,S,T,M,VP SC	24+	90+ Days	
23396	PENGHU HSIEN L C Exc Award (06/30/2016, 06/30/2017, 06/30/20	11/29/1965	Active	28	3	3	0	0.00%	28	6	7			P,S,T,M,VP SC	24+		\$2,000.00
104180	PENGHU HSIEN MA KUNG Exc Award (06/30/2017, 06/30/2019, 06/30/20	12/18/2008	Active	25	1	5	-4	-13.79%	29	7	0			P,T,M,VP,SC	24+		\$1,000.00
39075	PENGHU HSIEN WEST ISLAND Exc Award (06/30/2016, 06/30/2018, 06/30/20	11/05/1980	Active	31	1	0	1	3.33%	36		1			P,S,T,M,VP SC	24+		
23397	PINGTUNG Exc Award (06/30/2024)	03/10/1968	Active	36	1	8	-7	-16.28%	43	10	1			P,S,T,VP,SC	24+		\$5,000.00
101710	PINGTUNG CHANG JUNG Exc Award (06/30/2016, 06/30/2020, 06/30/20	04/09/2008	Active	28	1	1	0	0.00%	32	1	3			P,S,T,M,VP SC	24+		\$54,000.08
102033	PINGTUNG CHE CHENG Exc Award (06/30/2016, 06/30/2018, 06/30/20	05/02/2008	Active	6	7	5	2	50.00%	5	2	3			P,S,T,M,VP SC	24+		
147543	Pingtung Chiao Tien Exc Award (06/30/2022, 06/30/2024)	07/15/2021	Active	37	1	0	1	2.78%	39		3			S,T,M,VP,SC	N/A		\$1,000.01
125602	Pingtung County Chao Hsin Exc Award (06/30/2016, 06/30/2021, 06/30/20	08/11/2015	Active	20	2	1	1	5.26%	26	3	5		2	S,T,M,VP,SC	N/A		\$3,000.00
133547	Pingtung County Kuan Shan	01/03/2018	Active	25	7	0	7	38.89%	18		4			S,T,M,VP,SC	N/A		



# Club Health Assessment for District 300E 2 through April 2025

			Status	Membership							Reports					Finance		LCIF
Club Number	Club Name	Charter Date		Current Member Count	YTD Members Added	YTD Members Dropped	YTD Net Growth	YTD Net Growth%	Member Count 12 Months Ago	Avg. length of service for dropped members	Months Since Last MMR ***	Yrs. Since Last Officer Report	President Rotation	Vice President Reported ****	Months Since Last Activity Report ***	Account Balance	Donations for current Fiscal Year	
			Number of times on status quo within last two years	If below 15 members appears					If net loss is greater than 20% appears			If no report in 3 months appears in	When more than one year appears in	Number of repeat terms	Notes the officers that do not have an active	If no report at 12 months appears in red		
Exc Award (06/30/2020, 06/30/2022)																		
147566	PINGTUNG CRUISER ROIDERS	07/13/2021	Active	32	4	3	1	3.23%	32	3	3			T,M,VP	N/A		\$1,000.01	
Exc Award (06/30/2022, 06/30/2024)																		
23398	PINGTUNG DOWNTOWN	05/30/1973	Active	55	3	1	2	3.77%	55	1	2			P,S,T,M,VP SC	24+		\$41,000.03	
Exc Award (06/30/2016, 06/30/2017, 06/30/2020)																		
117733	PINGTUNG FU JUNG	08/27/2012	Active	25	5	0	5	25.00%	22		9			P,S,T,M,VP SC	N/A			
Exc Award (06/30/2018, 06/30/2021, 06/30/2024)																		
93229	PINGTUNG HSIEN A LI KANG	01/04/2006	Active	24	0	0	0	0.00%	26		10			P,S,T,M,VP SC	24+		\$3,000.07	
Exc Award (06/30/2016, 06/30/2017, 06/30/2020)																		
58001	PINGTUNG HSIEN DA PERNG WAN	03/12/1996	Cancelled(6*)	0	0	0	0	0.00%	25		9	1	None	P,S,T,M,VP SC	24+			
Exc Award (06/30/2016, 06/30/2017, 06/30/2020)																		
40671	PINGTUNG HSIEN HERNG CHUEN	12/31/1981	Active	37	5	5	0	0.00%	40	12	0			P,S,T,M,VP SC	24+		\$1,000.00	
Exc Award (06/30/2016, 06/30/2018, 06/30/2020)																		
95088	PINGTUNG HSIEN KAN TING	01/24/2006	Active	45	21	0	21	87.50%	25		6			P,T,M,VP,SC	24+		\$3,000.06	
Exc Award (06/30/2017, 06/30/2020, 06/30/2024)																		
97599	PINGTUNG HSIEN LILY	08/04/2006	Cancelled(6*)	0	0	0	0	0.00%	25		8		None	P,S,T,M,VP SC	24+			
Exc Award (06/30/2016, 06/30/2017, 06/30/2020)																		
110136	PINGTUNG HSIEN TUNG LUNG	01/18/2011	Cancelled(6*)	0	0	0	0	0.00%	23		8	1	None	P,S,T,M,VP SC	24+			
Exc Award (06/30/2017, 06/30/2019, 06/30/2020)																		
98530	PINGTUNG HSIEN WAN TAN	02/12/2007	Active	25	3	16	-13	-34.21%	41	7	1	1	None	P,S,T,M,VP SC	24+		\$3,000.00	
Exc Award (06/30/2017, 06/30/2018, 06/30/2020)																		
53479	PINGTUNG JEN SHANN MEEI	07/01/1992	Active	38	3	0	3	8.57%	39		3			P,S,T,M,VP SC	24+		\$12,000.00	
Exc Award (06/30/2016, 06/30/2017, 06/30/2020)																		
142901	PINGTUNG LIEN HSIN	09/15/2020	Cancelled(6*)	0	0	0	0	0.00%	12		9	1	None	P,S,T,M,VP SC	N/A			
Exc Award (06/30/2022, 06/30/2023)																		
40448	PINGTUNG LUCKY	10/29/1981	Active	32	2	1	1	3.23%	32	38	2			P,S,T,M,VP SC	24+		\$5,000.00	
Exc Award (06/30/2022, 06/30/2023)																		
139326	Pingtung Phoenix	07/29/2019	Active	25	5	0	5	25.00%	23		2			P,S,T,M,VP SC	N/R		\$5,000.00	
Exc Award (06/30/2024)																		



## Club Health Assessment for District 300E 2 through April 2025

			Status	Membership							Reports				Finance	LCIF	
Club Number	Club Name	Charter Date		Current Member Count	YTD Members Added	YTD Members Dropped	YTD Net Growth	YTD Net Growth%	Member Count 12 Months Ago	Avg. length of service for dropped members	Months Since Last MMR ***	Yrs. Since Last Officer Report	President Rotation	Vice President Reported ****	Months Since Last Activity Report ***	Account Balance	Donations for current Fiscal Year
			Number of times on status quo within last two years	If below 15 members appears				If net loss is greater than 20% appears			If no report in 3 months appears in	When more than one year appears in	Number of repeat terms	Notes the officers that do not have an active	If no report at 12 months appears in red		
147540	Pingtung Ping Feng Exc Award (06/30/2022)	07/13/2021	Active	36	6	1	5	16.13%	34	3	2			P,S,T,M,VP SC	N/A		\$7,000.00
48977	PINGTUNG PING HUEI Exc Award (06/30/2021, 06/30/2023)	10/26/1988	Active	35	9	2	7	25.00%	30	11	3			P,T,M,VP,SC	13		\$22,000.00
84140	SOUTHERN TAIWAN Exc Award (06/30/2016, 06/30/2018, 06/30/2021)	09/15/2004	Active	16	7	7	0	0.00%	16	17	0		None	P,S,T,M,VP SC	24+		\$2,000.00
23464	TUNG KONG Exc Award (06/30/2016, 06/30/2021)	01/24/1970	Active	22	2	10	-8	-26.67%	30	19	4	1	None	P,S,T,M,VP SC	24+		\$1,000.00

Clubs Cancelled Previous Fiscal Year – Clubs Cancelled within last 12 months may be reinstated

Club Number	Club Name	Charter Date	Current Status*	Cancellation Date
53976	KAOSIUNG CITY FENG MING	01/13/1993	Cancelled(6*)	09/29/2023
136455	Kaohsiung City Li Yu	09/20/2018	Cancelled(8*)	12/29/2023
109216	KAOSIUNG MI NUNG	09/16/2010	Cancelled(8*)	06/29/2024
49212	PINGTUNG ONE MIND	02/01/1989	Cancelled(8*)	12/29/2023

Current Total Clubs Count	YTD New Clubs Count	YTD Cancelled Clubs Count	YTD Net Club Gain	Current Total Members Count	YTD Add	YTD Drop	YTD Net Growth	YTD Net Growth %	Member Count 12 Months Ago	Average Member Count Per Club	% of Clubs with less than 20 members	% No MMR in 3 Months	% No Officer Report in 12 Months	% of Clubs with balance 90+ days	Number of Clubs in Status Quo	% Status Quo Clubs in Financial Suspension	Number of Cancelled Clubs	Average Cancelled Club Age	Members Lost Due to Cancellation	% of Clubs Cancelled for Non-Financial Reasons
56	1	5	-4	1,797	321	175	146	8.84%	1,957	32	7%	50%	5%	0%	0	0%	5	35	15	20%

\* - P - Priority Club. Cancellation Reasons: 1-Objectives/conduct, 2-Non-active club, 5-Non-existing club, 6-Disbanding, 7-Merger, 8-Financial Suspension, 9-District/Multiple District Dues.

\*\* - Abbreviation: P-President, S-Secretary, T-Treasurer, M-Member Chairperson, VP-First Vice President, MC-Communications Chairperson, SC-Service Chairperson

\*\*\* - Abbreviation: N/R - Never reported using the Lions Clubs website, N/A - Not applicable, No password registered for the Lions Clubs website.

\*\*\*\* - Abbreviation: N - New, IP - Immediate Past, R - Repeat.



## Club Health Assessment for District 300E 3 through April 2025

			Status	Membership							Reports					Finance		LCIF
Club Number	Club Name	Charter Date		Current Member Count	YTD Members Added	YTD Members Dropped	YTD Net Growth	YTD Net Growth%	Member Count 12 Months Ago	Avg. length of service for dropped members	Months Since Last MMR ***	Yrs. Since Last Officer Report	President Rotation	Vice President Reported ****	Months Since Last Activity Report ***	Account Balance	Donations for current Fiscal Year	
			Number of times on status quo within last two years	If below 15 members appears					If net loss is greater than 20% appears			If no report in 3 months appears in	When more than one year appears in	Number of repeat terms	Notes the officers that do not have appears in an active	If no report at 12 months red		
Clubs less than two years old																		
175761	Kaohsiung Kai Shin	08/06/2024	Active	35	36	1	35	100.00%	0	0	1			S,T,M,VP,SC	N/A		\$19,000.00	
Clubs more than two years old																		
148785	Kaohsiung Abc	10/29/2021	Active	52	11	4	7	15.56%	46	3	0			S,T,M,VP,SC	1		\$17,000.00	
Exc Award (06/30/2022, 06/30/2024)																		
23378	KAOHSIUNG AI HO	05/05/1970	Active	55	3	0	3	5.77%	53		0			S,VP,SC	4		\$10,000.00	
Exc Award (06/30/2018, 06/30/2019, 06/30/20																		
48736	KAOHSIUNG AI KUO	06/23/1988	Active	27	1	3	-2	-6.90%	29	8	0			T,VP,SC	21		\$15,000.00	
Exc Award (06/30/2016, 06/30/2023, 06/30/20																		
48626	KAOHSIUNG AI MING	05/27/1988	Active	45	11	1	10	28.57%	37	3	0			S,T,VP,SC	7		\$12,999.93	
Exc Award (06/30/2016, 06/30/2017, 06/30/20																		
127300	Kaohsiung Ai Yi	04/15/2016	Active	32	7	7	0	0.00%	35	4	4			T,M,VP,SC	5		\$8,000.00	
Exc Award (06/30/2017, 06/30/2019, 06/30/20																		
130623	Kaohsiung Beautiful City	03/31/2017	Active	34	11	5	6	21.43%	31	5	0			S,T,M,VP,SC	18		\$12,999.34	
Exc Award (06/30/2018, 06/30/2020, 06/30/20																		
45190	KAOHSIUNG CHEN SIU	06/25/1985	Active	22	6	0	6	37.50%	20		8			VP,SC	13		\$1,000.00	
Exc Award (06/30/2020, 06/30/2024)																		
36748	KAOHSIUNG CHENG CHUNG	03/20/1979	Active	67	9	11	-2	-2.90%	73	5	3			P,S,T,M,VP SC	16		\$89,000.00	
Exc Award (06/30/2016, 06/30/2017, 06/30/20																		
44469	KAOHSIUNG CHENG KUNG	12/05/1984	Active	33	2	0	2	6.45%	31		9			VP	13		\$19,000.00	
Exc Award (06/30/2016, 06/30/2020, 06/30/20																		
49214	KAOHSIUNG CHENG TU	02/03/1989	Active	29	12	1	11	61.11%	20	7	1			S,T,M,VP,SC	3		\$25,999.70	
Exc Award (06/30/2016, 06/30/2021)																		
47117	KAOHSIUNG CHENG YU	03/31/1987	Active	66	6	0	6	10.00%	63		0			VP	1		\$16,000.00	
Exc Award (06/30/2018, 06/30/2021, 06/30/20																		
48126	KAOHSIUNG CHIEN HUA	02/01/1988	Active	38	6	2	4	11.76%	37	19	2			P,T,M,VP,SC	7		\$7,000.00	
Exc Award (06/30/2016, 06/30/2018, 06/30/20																		
40445	KAOHSIUNG CHIEN KUO	10/16/1981	Active	22	2	2	0	0.00%	29	2	3			S,T,VP,SC	24+		\$5,000.00	
Exc Award (06/30/2017, 06/30/2018, 06/30/20																		




# Club Health Assessment for District 300E 3 through April 2025

			Status	Membership							Reports					Finance		LCIF
Club Number	Club Name	Charter Date		Current Member Count	YTD Members Added	YTD Members Dropped	YTD Net Growth	YTD Net Growth%	Member Count 12 Months Ago	Avg. length of service for dropped members	Months Since Last MMR ***	Yrs. Since Last Officer Report	President Rotation	Vice President Reported ****	Months Since Last Activity Report ***	Account Balance	Donations for current Fiscal Year	
			Number of times on status quo within last two years	If below 15 members appears				If net loss is greater than 20% appears			If no report in 3 months appears in	When more than one year appears in	Number of repeat terms	Notes the officers that do not have an active	If no report at 12 months red			
51029	KAOHSIUNG CHIEN LI	10/25/1990	Active	38	7	10	-3	-7.32%	53	3	4			P,S,T,M,VP SC	24+		\$6,000.00	
	Exc Award (06/30/2018, 06/30/2019, 06/30/20																	
49175	KAOHSIUNG CHUNG MING	01/24/1989	Active	32	3	0	3	10.34%	32		7			S,T,M,VP,SC	4		\$12,000.00	
	Exc Award (06/30/2016, 06/30/2018, 06/30/20																	
48737	KAOHSIUNG DER GUANG	06/23/1988	Active	28	3	1	2	7.69%	26	36	9			P,T,M,VP	24+		\$40,000.00	
	Exc Award (06/30/2016, 06/30/2017, 06/30/20																	
95118	KAOHSIUNG DOME	01/30/2006	Active	33	18	10	8	32.00%	27	7	0			S,T,M,VP,SC	24+		\$1,000.00	
	Exc Award (06/30/2019, 06/30/2023, 06/30/20																	
61072	KAOHSIUNG ER SHENG	08/04/1998	Active	25	4	2	2	8.70%	23	3	1			P,S,T,M,VP SC	24+		\$10,000.00	
	Exc Award (06/30/2018, 06/30/2020)																	
120792	Kaohsiung Excellent Leaders	11/21/2013	Active	32	7	2	5	18.52%	36	1	3			S,VP,SC	16		\$5,000.00	
	Exc Award (06/30/2016, 06/30/2017, 06/30/20																	
61914	KAOHSIUNG FORMOSA	05/13/1999	Active	30	11	1	10	50.00%	21	2	5			P,S,T,M,VP SC	24+		\$5,000.00	
	Exc Award (06/30/2017, 06/30/2020, 06/30/20																	
50663	KAOHSIUNG GWO MIIN	06/04/1990	Active	14	0	0	0	0.00%	15		10			P,S,T,M,VP SC	24+		\$4,000.00	
	Exc Award (06/30/2017, 06/30/2022)																	
112038	KAOHSIUNG HAI YUN	08/12/2011	Active	31	3	1	2	6.90%	30	1	3			P,S,T,M,VP SC	12		\$7,000.00	
	Exc Award (06/30/2016, 06/30/2017, 06/30/20																	
67519	KAOHSIUNG HER BIAN	03/31/2003	Active	35	9	1	8	29.63%	29	1	2			M,VP	4		\$72,991.73	
	Exc Award (06/30/2017, 06/30/2023, 06/30/20																	
106441	KAOHSIUNG HERMES	08/28/2009	Active	42	7	4	3	7.69%	42	15	0			M,VP,SC	17		\$11,000.00	
	Exc Award (06/30/2017, 06/30/2020, 06/30/20																	
110040	KAOHSIUNG HO MEI	01/06/2011	Cancelled(6*)	0	0	0	0	0.00%	23		8	1	None	P,S,T,M,VP SC	24+			
	Exc Award (06/30/2016, 06/30/2020, 06/30/20																	
23380	KAOHSIUNG HOST	02/24/1959	Active	36	4	3	1	2.86%	37	7	0			T,VP	24+		\$22,000.06	
	Exc Award (06/30/2018, 06/30/2021, 06/30/20																	
89230	KAOHSIUNG HSIN CHIANG WEI	09/07/2005	Active	28	6	0	6	27.27%	28		2			S,T,M,VP,SC	17		\$7,000.00	
	Exc Award (06/30/2016, 06/30/2017, 06/30/20																	
117450	KAOHSIUNG HSIUNG TA	07/24/2012	Active	40	15	0	15	60.00%	27		4			T,VP,SC	4		\$8,000.00	




# Club Health Assessment for District 300E 3 through April 2025

			Status	Membership							Reports					Finance	LCIF	
Club Number	Club Name	Charter Date		Current Member Count	YTD Members Added	YTD Members Dropped	YTD Net Growth	YTD Net Growth%	Member Count 12 Months Ago	Avg. length of service for dropped members	Months Since Last MMR ***	Yrs. Since Last Officer Report	President Rotation	Vice President Reported ****	Months Since Last Activity Report ***	Account Balance	Donations for current Fiscal Year	
			Number of times on status quo within last two years	If below 15 members appears					If net loss is greater than 20% appears			If no report in 3 months appears in	When more than one year appears in	Number of repeat terms	Notes the officers that do not have an active	If no report at 12 months appears in red		
Exc Award (06/30/2016, 06/30/2019, 06/30/2020) 57305 KAOHSIUNG HUA WAN 08/28/1995			Active	26	2	2	0	0.00%	33	10	2			S,M,VP	1		\$17,000.00	
Exc Award (06/30/2019, 06/30/2022) 100078 KAOHSIUNG HUI HSIN 08/24/2007			Active	22	5	0	5	29.41%	22		8			S,T,M,VP,SC	1		\$13,000.00	
Exc Award (06/30/2016, 06/30/2018, 06/30/2020) 58604 KAOHSIUNG HUNG TEH 07/25/1996			Active	31	6	1	5	19.23%	28	0	4			P,S,T,M,VP SC	24+		\$18,000.00	
Exc Award (06/30/2016, 06/30/2020, 06/30/2022) 99445 KAOHSIUNG HWA NAH 05/21/2007			Active	39	16	2	14	56.00%	27	1	0			S,T,VP,SC	24+		\$13,999.76	
Exc Award (06/30/2017, 06/30/2020, 06/30/2022) 42859 KAOHSIUNG JEU-GUANG 06/20/1983			Active	52	7	7	0	0.00%	55	3	2			S,T,VP	0		\$25,000.00	
Exc Award (06/30/2017, 06/30/2022, 06/30/2024) 48442 KAOHSIUNG KUO GUANG 04/11/1988			Active	38	1	2	-1	-2.56%	39	29	1			VP,SC	24+		\$13,000.00	
Exc Award (06/30/2018, 06/30/2021, 06/30/2024) 52205 KAOHSIUNG KUO HWA 12/02/1991			Active	37	2	1	1	2.78%	37	2	4			S,M,VP	13		\$4,000.00	
Exc Award (06/30/2016, 06/30/2019, 06/30/2020) 123240 Kaohsiung Li Yu 09/30/2014			Active	13	2	2	0	0.00%	20	1	8		2	P,T,M,VP,SC	N/A		\$2,000.00	
Exc Award (06/30/2016, 06/30/2020, 06/30/2024) 63429 KAOHSIUNG LILY 07/01/2000			Active	55	3	8	-5	-8.33%	64	6	1			T,M,VP	1		\$20,000.16	
Exc Award (06/30/2016, 06/30/2018, 06/30/2020) 84006 KAOHSIUNG LOTUS 08/04/2004			Active	29	4	0	4	16.00%	25		0			S,T,M,VP,SC	24+		\$10,000.00	
Exc Award (06/30/2016, 06/30/2017, 06/30/2020) 45014 KAOHSIUNG LOVE HEART 05/30/1985			Active	59	7	3	4	7.27%	59	17	0			S,T,M,VP	17		\$18,000.06	
Exc Award (06/30/2016, 06/30/2020, 06/30/2024) 29599 KAOHSIUNG METROPOLITAN 06/07/1974			Active	29	1	0	1	3.57%	30		9			P,S,M,VP,SC	24+		\$4,000.00	
Exc Award (06/30/2019, 06/30/2024) 57236 KAOHSIUNG MING DER 07/17/1995			Active	27	2	2	0	0.00%	32	18	3			S,M,VP,SC	17			
Exc Award (06/30/2016, 06/30/2017, 06/30/2020) 48083 KAOHSIUNG NAN FENG 01/28/1988			Active	23	4	0	4	21.05%	20		1			S,T,M,VP,SC	3		\$7,000.00	
Exc Award (06/30/2016, 06/30/2018, 06/30/2020)																		





# Club Health Assessment for District 300E 3 through April 2025

			Status	Membership							Reports					Finance	LCIF
Club Number	Club Name	Charter Date		Current Member Count	YTD Members Added	YTD Members Dropped	YTD Net Growth	YTD Net Growth%	Member Count 12 Months Ago	Avg. length of service for dropped members	Months Since Last MMR ***	Yrs. Since Last Officer Report	President Rotation	Vice President Reported ****	Months Since Last Activity Report ***	Account Balance	Donations for current Fiscal Year
			Number of times on status quo within last two years	If below 15 members appears				If net loss is greater than 20% appears			If no report in 3 months appears in	When more than one year appears in	Number of repeat terms	Notes the officers that do not have an active	If no report at 12 months appears in red		
45191	KAOSIUNG NAN KUANG	06/25/1985	Active	31	4	1	3	10.71%	29	2	3			P,S,T,M,VP SC	24+		\$2,000.00
Exc Award (06/30/2020, 06/30/2023, 06/30/2024)																	
104889	KAOSIUNG NAN MEI	03/04/2009	Active	18	4	2	2	12.50%	20	1	0			S,VP	4		\$4,000.00
Exc Award (06/30/2018, 06/30/2021)																	
67520	KAOSIUNG NAN SHENG	03/31/2003	Active	26	6	3	3	13.04%	26	2	5			VP	6		\$6,000.00
Exc Award (06/30/2017, 06/30/2020, 06/30/2024)																	
23382	KAOSIUNG NORTH	05/02/1970	Active	47	5	0	5	11.90%	44		0			S,T,M,VP,SC	1		\$8,000.00
Exc Award (06/30/2018, 06/30/2020, 06/30/2024)																	
84005	KAOSIUNG OCEAN	08/04/2004	Active	33	6	2	4	13.79%	29	19	0	1	None	P,S,T,M,VP SC	24+		\$13,000.00
Exc Award (06/30/2020, 06/30/2024)																	
53733	KAOSIUNG PA TEH	10/14/1992	Active	24	3	2	1	4.35%	30	15	7			T,M,VP	4		\$2,000.00
Exc Award (06/30/2016, 06/30/2020, 06/30/2024)																	
40447	KAOSIUNG PEACE	10/16/1981	Active	20	5	0	5	33.33%	15		0			P,S,T,M,VP SC	24+		\$2,000.00
Exc Award (06/30/2019)																	
48738	KAOSIUNG PI TAO	06/23/1988	Active	36	3	0	3	9.09%	34		5			P,S,T,M,VP SC	19		\$19,000.00
Exc Award (06/30/2017, 06/30/2018, 06/30/2024)																	
55416	KAOSIUNG SHIH WEI	03/16/1994	Active	19	3	5	-2	-9.52%	22	4	9			P,T,M,VP,SC	16		\$2,000.00
Exc Award (06/30/2018, 06/30/2021, 06/30/2024)																	
37266	KAOSIUNG SHIN HSING	06/21/1979	Active	25	6	0	6	31.58%	21		8			P,S,M,VP	24		\$5,000.00
Exc Award (06/30/2021)																	
23383	KAOSIUNG SHOU SHAN	05/15/1968	Active	38	6	5	1	2.70%	37	3	0			S,M,VP,SC	5		\$9,000.00
Exc Award (06/30/2016, 06/30/2018, 06/30/2024)																	
55001	KAOSIUNG SHOU TU	10/26/1993	Active	20	3	0	3	17.65%	21		0			P,S,T,M,VP SC	12		\$3,000.00
Exc Award (06/30/2016, 06/30/2017, 06/30/2024)																	
23384	KAOSIUNG SOUTH	05/02/1970	Active	22	1	0	1	4.76%	23		0			S,T,M,VP,SC	24+		\$4,000.00
Exc Award (06/30/2020, 06/30/2023)																	
32386	KAOSIUNG SPRING AUTUMN	06/15/1976	Active	25	2	3	-1	-3.85%	26	4	8			S,T,M,VP,SC	6		\$10,000.00
Exc Award (06/30/2016, 06/30/2017, 06/30/2024)																	
59670	KAOSIUNG TA CHENG	06/11/1997	Active	29	1	2	-1	-3.33%	30	6	1			S,T,M,VP,SC	24+		\$6,000.00



# Club Health Assessment for District 300E 3 through April 2025

			Status	Membership							Reports					Finance	LCIF
Club Number	Club Name	Charter Date		Current Member Count	YTD Members Added	YTD Members Dropped	YTD Net Growth	YTD Net Growth%	Member Count 12 Months Ago	Avg. length of service for dropped members	Months Since Last MMR ***	Yrs. Since Last Officer Report	President Rotation	Vice President Reported ****	Months Since Last Activity Report ***	Account Balance	Donations for current Fiscal Year
			Number of times on status quo within last two years	If below 15 members appears			If net loss is greater than 20% appears				If no report in 3 months appears in	When more than one year appears in	Number of repeat terms	Notes the officers that do not have an active	If no report at 12 months appears in red		
Exc Award (06/30/2017, 06/30/2021, 06/30/2022)			Active	23	4	0	4	21.05%	21		2			P,S,T,M,VP SC	15		\$2,000.00
39915 KAOHSIUNG TA TUNG 05/08/1981																	
Exc Award (06/30/2017)			Active	26	5	0	5	23.81%	25		0			S,T,M,VP,SC	24+		\$3,000.00
45192 KAOHSIUNG TALI 06/25/1985																	
Exc Award (06/30/2020)			Active	41	5	3	2	5.13%	40	1	4			S,T,M,VP,SC	15		\$19,000.00
66617 KAOHSIUNG TSAI SHAN 09/16/2002																	
Exc Award (06/30/2018, 06/30/2021, 06/30/2022)			Active	26	5	0	5	23.81%	29		0			S,T,M,VP,SC	3		\$14,000.00
97538 KAOHSIUNG WEI HSIN 07/18/2006																	
Exc Award (06/30/2018, 06/30/2020, 06/30/2022)			Active	23	3	0	3	15.00%	25		0			S,T,M,VP,SC	3		\$1,000.00
53192 KAOHSIUNG YU HSIN 05/28/1992																	
Exc Award (06/30/2020, 06/30/2022)			Active	35	6	1	5	16.67%	32	1	1			VP	N/A		\$15,000.00
128516 Kaohsiung Yu Shan 08/09/2016																	
Exc Award (06/30/2018, 06/30/2021, 06/30/2022)			Active	16	5	2	3	23.08%	19	1	0			T,VP	3		\$4,000.00
106941 KAOHSIUNG YUAN HSIN 12/01/2009																	
Exc Award (06/30/2016, 06/30/2018, 06/30/2022)			Active	25	0	0	0	0.00%	25		11			P,S,T,M,VP SC	24+		\$10,999.20
50590 KAOHSIUNG ZI SHIN 05/21/1990																	
Exc Award (06/30/2016, 06/30/2020, 06/30/2022)																	

Clubs Cancelled Previous Fiscal Year – Clubs Cancelled within last 12 months may be reinstated

Club Number	Club Name	Charter Date	Current Status*	Cancellation Date
120128	Kaohsiung Planet	08/08/2013	Cancelled(6*)	04/29/2024
139780	Kaohsiung Silver Ring	09/12/2019	Cancelled(8*)	12/29/2023

Current Total Clubs Count	YTD New Clubs Count	YTD Cancelled Clubs Count	YTD Net Club Gain	Current Total Members Count	YTD Add	YTD Drop	YTD Net Growth	YTD Net Growth %	Member Count 12 Months Ago	Average Member Count Per Club	% of Clubs with less than 20 members	% No MMR in 3 Months	% No Officer Report in 12 Months	% of Clubs with balance 90+ days	Number of Clubs in Status Quo	% Status Quo Clubs in Financial Suspension	Number of Cancelled Clubs	Average Cancelled Club Age	Members Lost Due to Cancellation	% of Clubs Cancelled for Non-Financial Reasons
65	1	1	0	2,109	373	133	240	12.84%	2,067	32	8%	43%	2%	0%	0	0%	1	28	0	0%



## Club Health Assessment for District 300E 3 through April 2025

			Status	Membership						Reports				Finance	LCIF		
Club Number	Club Name	Charter Date		Current Member Count	YTD Members Added	YTD Members Dropped	YTD Net Growth	YTD Net Growth%	Member Count 12 Months Ago	Avg. length of service for dropped members	Months Since Last MMR ***	Yrs. Since Last Officer Report	President Rotation	Vice President Reported ****	Months Since Last Activity Report ***	Account Balance	Donations for current Fiscal Year
			Number of times on status quo within last two years	If below 15 members appears				If net loss is greater than 20% appears			If no report in 3 months appears in	When more than one year appears in	Number of repeat terms	Notes the officers that do not have an active	If no report at 12 months appears in red		

\* - P - Priority Club. Cancellation Reasons: 1-Objectives/conduct, 2-Non-active club, 5-Non-existing club, 6-Disbanding, 7-Merger, 8-Financial Suspension, 9-District/Multiple District Dues.

\*\* - Abbreviation: P-President, S-Secretary, T-Treasurer, M-Member Chairperson, VP-First Vice President, MC-Communications Chairperson, SC-Service Chairperson

\*\*\* - Abbreviation: N/R - Never reported using the Lions Clubs website, N/A - Not applicable, No password registered for the Lions Clubs website.

\*\*\*\* - Abbreviation: N - New, IP - Immediate Past, R - Repeat.



# Club Health Assessment for District 300E 5 through April 2025

			Status	Membership							Reports					Finance		LCIF
Club Number	Club Name	Charter Date		Current Member Count	YTD Members Added	YTD Members Dropped	YTD Net Growth	YTD Net Growth%	Member Count 12 Months Ago	Avg. length of service for dropped members	Months Since Last MMR ***	Yrs. Since Last Officer Report	President Rotation	Vice President Reported ****	Months Since Last Activity Report ***	Account Balance	Donations for current Fiscal Year	
			Number of times on status quo within last two years	If below 15 members appears					If net loss is greater than 20% appears			If no report in 3 months appears in	When more than one year appears in	Number of repeat terms	Notes the officers that do not have an active	If no report at 12 months appears in red		
Clubs less than two years old																		
177236	Kaohsiung En Yu	08/14/2024	Active	23	31	8	23	100.00%	0	0	4			S,T,M,VP,SC	N/A		\$2,331.00	
157990	Kaohsiung Encounter	05/07/2024	Active	32	16	4	12	60.00%	0	0	3		N	P,S,T,M,VP SC	7		\$3,732.98	
Exc Award (06/30/2024)																		
Clubs more than two years old																		
39822	KAOHSIUNG CHANG CHEN	04/28/1981	Active	40	0	0	0	0.00%	45		10		N	S,T,M,VP,SC	24+		\$39.99	
Exc Award (06/30/2016, 06/30/2017, 06/30/20																		
140306	Kaohsiung Chang Hung	11/18/2019	Active	20	6	3	3	17.65%	23	4	4			S,T,M,VP,SC	N/R		\$222.99	
Exc Award (06/30/2020, 06/30/2021, 06/30/20																		
33895	KAOHSIUNG CHARITY	05/19/1977	Active	23	6	0	6	35.29%	19		0		N	M,VP,SC	24+		\$3,022.99	
Exc Award (06/30/2016, 06/30/2018, 06/30/20																		
48862	KAOHSIUNG CHENG MEI	08/16/1988	Active	30	6	0	6	25.00%	29		5			S,M,VP,SC	5		\$11,025.03	
Exc Award (06/30/2016, 06/30/2018, 06/30/20																		
39450	KAOHSIUNG CHIN LUON	02/05/1981	Active	41	0	0	0	0.00%	47		5		N	S,T,M,VP,SC	24+		\$7,040.99	
Exc Award (06/30/2016, 06/30/2019, 06/30/20																		
56240	KAOHSIUNG CHUNG CHEN	11/15/1994	Active	18	3	0	3	20.00%	18		2			P,T,M,VP,SC	24+		\$2,015.01	
Exc Award (06/30/2016, 06/30/2017, 06/30/20																		
32171	KAOHSIUNG CHUNG CHENG	04/30/1976	Active	24	5	2	3	14.29%	22	2	2			S,T,M,VP,SC	24+		\$22.99	
Exc Award (06/30/2017, 06/30/2019, 06/30/20																		
40446	KAOHSIUNG CHUNG HSIAO	10/29/1981	Active	30	4	1	3	11.11%	29	1	4			S,M,VP,SC	24+		\$4,029.99	
Exc Award (06/30/2020, 06/30/2024)																		
54220	KAOHSIUNG CHUNG HUA	03/11/1993	Active	61	38	1	37	154.17%	25	5	0			S,T,M,VP,SC	24+		\$31.00	
Exc Award (06/30/2019, 06/30/2020, 06/30/20																		
34989	KAOHSIUNG CHUNG SHAN L C	01/16/1978	Active	28	8	2	6	27.27%	27	25	1		None	P,S,T,M,VP SC	24+		\$16,026.99	
Exc Award (06/30/2016, 06/30/2020)																		
49176	KAOHSIUNG CHUNG YI	01/27/1989	Active	27	3	0	3	12.50%	29		1		N	M,VP,SC	24+		\$7,026.01	
Exc Award (06/30/2017, 06/30/2018, 06/30/20																		
48988	KAOHSIUNG CHUNG YUAN	10/31/1988	Active	28	8	2	6	27.27%	23	1	2			S,T,M,VP,SC	13		\$4,026.99	
Exc Award (06/30/2016, 06/30/2017, 06/30/20																		



# Club Health Assessment for District 300E 5 through April 2025

			Status	Membership							Reports					Finance	LCIF
Club Number	Club Name	Charter Date		Current Member Count	YTD Members Added	YTD Members Dropped	YTD Net Growth	YTD Net Growth%	Member Count 12 Months Ago	Avg. length of service for dropped members	Months Since Last MMR ***	Yrs. Since Last Officer Report	President Rotation	Vice President Reported ****	Months Since Last Activity Report ***	Account Balance	Donations for current Fiscal Year
			Number of times on status quo within last two years	If below 15 members appears					If net loss is greater than 20% appears		If no report in 3 months appears in	When more than one year appears in	Number of repeat terms	Notes the officers that do not have an active	If no report at 12 months appears in red		
63732	KAOHSIUNG DAY JONG	11/29/2000	Active	52	4	1	3	6.12%	49	7	0			N	S,T,M,VP,SC	24+	\$1,050.01
Exc Award (06/30/2016, 06/30/2017, 06/30/2020)																	
129484	Kaohsiung Dominic	12/01/2016	Active	15	0	0	0	0.00%	20		5			N	S,T,M,VP,SC	N/A	\$15.01
Exc Award (06/30/2020)																	
23381	KAOHSIUNG DOWNTOWN	01/25/1964	Active	48	1	0	1	2.13%	48		9			N	SC	24+	\$8,047.99
Exc Award (06/30/2016, 06/30/2022)																	
31283	KAOHSIUNG EAST	10/06/1975	Active	72	2	9	-7	-8.86%	72	11	0			N	M,VP,SC	24+	\$10,070.01
Exc Award (06/30/2016, 06/30/2017, 06/30/2020)																	
99539	KAOHSIUNG ELITE	06/05/2007	Active	20	1	3	-2	-9.09%	28	12	2			N	T,M,VP,SC	5	\$22.01
Exc Award (06/30/2021, 06/30/2024)																	
129797	Kaohsiung Flying Alliance	01/19/2017	Active	21	6	0	6	40.00%	18		1				S,M,VP,SC	24+	\$15.01
Exc Award (06/30/2021)																	
52935	KAOHSIUNG FRIENDSHIP	04/17/1992	Active	29	2	0	2	7.41%	31		6			N	S,M,SC	7	\$5,028.00
Exc Award (06/30/2016, 06/30/2020, 06/30/2020)																	
50850	KAOHSIUNG FUH SHING	07/03/1990	Active	48	2	0	2	4.35%	41		3			N	S,T,M,VP,SC	24+	\$19,339.99
Exc Award (06/30/2016, 06/30/2019, 06/30/2020)																	
148592	Kaohsiung Gao Shi Da	10/13/2021	Active	28	7	12	-5	-15.15%	30	2	0				S,T,M,VP,SC	N/R	\$26.02
Exc Award (06/30/2022, 06/30/2024)																	
110064	KAOHSIUNG GOLDEN PHOENIX	01/06/2011	Active	23	7	2	5	27.78%	23	4	0			N	S,T,M,VP,SC	24+	\$2,021.00
Exc Award (06/30/2022, 06/30/2023, 06/30/2020)																	
32252	KAOHSIUNG HARBOR	05/07/1976	Active	20	1	3	-2	-9.09%	27	30	3				T,VP,SC	24+	\$10,022.01
Exc Award (06/30/2016, 06/30/2017, 06/30/2020)																	
118305	KAOHSIUNG HSIN CHUAN MEI	11/13/2012	Active	18	12	2	10	125.00%	18	0	3				S,T,VP,SC	5	\$19.02
Exc Award (06/30/2016)																	
127694	Kaohsiung Hua Lun	05/23/2016	Active	23	9	5	4	21.05%	20	3	1				P,M,VP,SC	N/A	\$2,026.99
Exc Award (06/30/2017, 06/30/2021)																	
47726	KAOHSIUNG HUA NAN	09/21/1987	Active	37	5	1	4	12.12%	30	1	6			N	S,T,M,VP,SC	5	\$31,032.98
Exc Award (06/30/2016, 06/30/2020, 06/30/2020)																	
99954	KAOHSIUNG HUANG KUAN	07/26/2007	Active	30	10	1	9	42.86%	31	6	1			N	T,M,VP,SC	24+	\$3,021.00



## Club Health Assessment for District 300E 5 through April 2025

			Status	Membership							Reports					Finance		LCIF
Club Number	Club Name	Charter Date		Current Member Count	YTD Members Added	YTD Members Dropped	YTD Net Growth	YTD Net Growth%	Member Count 12 Months Ago	Avg. length of service for dropped members	Months Since Last MMR ***	Yrs. Since Last Officer Report	President Rotation	Vice President Reported ****	Months Since Last Activity Report ***	Account Balance	Donations for current Fiscal Year	
			Number of times on status quo within last two years	If below 15 members appears			If net loss is greater than 20% appears			If no report in 3 months appears in			When more than one year appears in	Number of repeat terms	Notes the officers that do not have an active	If no report at 12 months appears in red		
Exc Award (06/30/2016, 06/30/2017, 06/30/2020)																		
123909	Kaohsiung Intercontinental Network Glory	01/06/2015	Active	28	7	1	6	27.27%	24	5	1			S,T,VP,SC	24+		\$10,029.01	
Exc Award (06/30/2021, 06/30/2024)																		
46520	KAOHSIUNG KANG TU	08/19/1986	Active	28	11	2	9	47.37%	19	1	3			S,T,M,VP,SC	24+		\$3,018.01	
Exc Award (06/30/2016, 06/30/2017, 06/30/2020)																		
84755	KAOHSIUNG KAO KE TA	01/25/2005	Active	49	1	9	-8	-14.04%	57	7	4			T,M,VP,SC	5		\$3,047.99	
Exc Award (06/30/2016, 06/30/2017, 06/30/2020)																		
42102	KAOHSIUNG KUANG MING	12/29/1982	Active	46	0	0	0	0.00%	53		5			N S,T,M,VP,SC	24+		\$46.01	
Exc Award (06/30/2016, 06/30/2017, 06/30/2020)																		
66494	KAOHSIUNG LI TOU	07/24/2002	Active	23	5	1	4	21.05%	26	15	2			N P,S,T,M,VP SC	24+		\$3,022.01	
Exc Award (06/30/2016, 06/30/2018, 06/30/2020)																		
48681	KAOHSIUNG MING FENG	06/09/1988	Active	43	8	1	7	19.44%	45	2	2			N S,T,VP,SC	24+		\$3,038.00	
Exc Award (06/30/2016, 06/30/2019, 06/30/2020)																		
112037	KAOHSIUNG MING YANG	08/08/2011	Active	23	4	1	3	15.00%	22	12	3			S,M,VP,SC	24+		\$17.00	
Exc Award (06/30/2023, 06/30/2024)																		
54555	KAOHSIUNG MU MEN	06/03/1993	Active	23	8	0	8	53.33%	19		8			S,T,VP,SC	14		\$10,022.99	
Exc Award (06/30/2016, 06/30/2017, 06/30/2020)																		
54550	KAOHSIUNG NEW KAOHSIUNG	06/01/1993	Active	34	2	0	2	6.25%	33		9			N T,SC	24+		\$2,033.99	
Exc Award (06/30/2016, 06/30/2017, 06/30/2020)																		
147598	Kaohsiung Pao Ann	07/15/2021	Active	22	12	0	12	120.00%	16		3		None	P,S,T,M,VP SC	N/A		\$14,521.00	
Exc Award (06/30/2023)																		
135996	Kaohsiung PK Happy	07/23/2018	Active	65	10	0	10	18.18%	55		0			N VP,SC	N/A		\$1,056.00	
Exc Award (06/30/2019, 06/30/2022, 06/30/2020)																		
39742	KAOHSIUNG PO AY	04/13/1981	Active	40	3	5	-2	-4.76%	36	16	5			N M,VP,SC	13		\$5,033.99	
Exc Award (06/30/2016, 06/30/2018, 06/30/2020)																		
41569	KAOHSIUNG PORT	06/25/1982	Active	49	4	0	4	8.89%	48		4			N S,T,M,VP,SC	22		\$3,049.00	
Exc Award (06/30/2017, 06/30/2019, 06/30/2020)																		
53112	KAOHSIUNG SHIN SHIN	05/19/1992	Active	24	2	1	1	4.35%	35	1	2			S,M,VP,SC	24+		\$1,022.99	
Exc Award (06/30/2016, 06/30/2017, 06/30/2020)																		



## Club Health Assessment for District 300E 5 through April 2025

			Status	Membership							Reports					Finance		LCIF
Club Number	Club Name	Charter Date		Current Member Count	YTD Members Added	YTD Members Dropped	YTD Net Growth	YTD Net Growth%	Member Count 12 Months Ago	Avg. length of service for dropped members	Months Since Last MMR ***	Yrs. Since Last Officer Report	President Rotation	Vice President Reported ****	Months Since Last Activity Report ***	Account Balance	Donations for current Fiscal Year	
			Number of times on status quo within last two years	If below 15 members appears				If net loss is greater than 20% appears			If no report in 3 months appears in	When more than one year appears in	Number of repeat terms	Notes the officers that do not have an active	If no report at 12 months appears in red			
41212	KAOHSIUNG SHINN YIH Exc Award (06/30/2018, 06/30/2020, 06/30/2021)	04/23/1982	Active	43	13	1	12	38.71%	38	48	0			N	S,M,VP,SC	4	\$12,036.99	
152583	Kaohsiung Spring Autumn Pavilion	09/14/2022	Active	25	17	5	12	92.31%	16	2	4		None		P,S,T,M,VP,SC	N/A	\$29.99	
63517	KAOHSIUNG SUPER STAR Exc Award (06/30/2018, 06/30/2021, 06/30/2022)	08/11/2000	Active	22	9	0	9	69.23%	20		5			N	S,T,M,VP,SC	24+	\$1,019.02	
140427	Kaohsiung Taipei Tech Exc Award (06/30/2022)	12/10/2019	Active	18	1	1	0	0.00%	18	5	1			N	T,VP,SC	N/A	\$18.01	
60735	KAOHSIUNG TUNG HSIN Exc Award (06/30/2016, 06/30/2017, 06/30/2021)	05/08/1998	Active	21	4	2	2	10.53%	21	6	4			N	S,T,VP,SC	24+	\$5,019.02	
131146	Kaohsiung United Charities Exc Award (06/30/2020, 06/30/2021)	06/02/2017	Active	26	6	0	6	30.00%	24		2				P,S,M,VP,SC	N/A	\$25.01	
47118	KAOHSIUNG VICTORY Exc Award (06/30/2016, 06/30/2019, 06/30/2021)	03/31/1987	Active	23	3	3	0	0.00%	24	2	0			N	S,T,M,VP,SC	24+	\$2,025.01	
45015	KAOHSIUNG WEN HUA Exc Award (06/30/2016, 06/30/2020, 06/30/2021)	05/30/1985	Active	25	5	3	2	8.70%	24	4	4			N	S,T,M,VP,SC	24+	\$1,024.00	
45193	KAOHSIUNG WU FU Exc Award (06/30/2017, 06/30/2019, 06/30/2021)	06/25/1985	Active	31	1	0	1	3.33%	33		4			N	VP,SC	14	\$3,031.00	
57237	KAOHSIUNG YI HSIN Exc Award (06/30/2016, 06/30/2017, 06/30/2021)	07/12/1995	Active	27	3	1	2	8.00%	33	1	1			N	T,VP,SC	24+	\$2,025.01	
152849	Kaohsiung Zhen Hai Exc Award (06/30/2023, 06/30/2024)	11/04/2022	Active	39	11	12	-1	-2.50%	40	2	4				S,T,VP,SC	5	\$1,039.01	


Clubs Cancelled Previous Fiscal Year – Clubs Cancelled within last 12 months may be reinstated

Club Number	Club Name	Charter Date	Current Status*	Cancellation Date
23379	KAOHSIUNG CENTRAL	11/21/1972	Cancelled(6*)	08/29/2023





## Club Health Assessment for District 300E 5 through April 2025

				Status						Membership						Reports				Finance		LCIF			
				Club Number	Club Name	Charter Date		Current Member Count	YTD Members Added	YTD Members Dropped	YTD Net Growth	YTD Net Growth%	Member Count 12 Months Ago	Avg. length of service for dropped members	Months Since Last MMR ***	Yrs. Since Last Officer Report	President Rotation	Vice President Reported ****	Months Since Last Activity Report ***	Account Balance	Donations for current Fiscal Year				
Number of times on status quo within last two years								If below 15 members appears				If net loss is greater than 20% appears				If no report in 3 months appears in		When more than one year appears in		Number of repeat terms		Notes the officers that do not have an active		If no report at 12 months appears in red	
Current Total Clubs Count	YTD New Clubs Count	YTD Cancelled Clubs Count	YTD Net Club Gain					Current Total Members Count	YTD Add	YTD Drop	YTD Net Growth	YTD Net Growth %	Member Count 12 Months Ago	Average Member Count Per Club	% of Clubs with less than 20 members	% No MMR in 3 Months	% No Officer Report in 12 Months	% of Clubs with balance 90+ days	Number of Clubs in Status Quo	% Status Quo Clubs in Financial Suspension	Number of Cancelled Clubs	Average Cancelled Club Age	Members Lost Due to Cancellation	% of Clubs Cancelled for Non-Financial Reasons	
54	1	0	1	1,706	353	111	242	16.53%	1,601	32	7%	54%	0%	0%	0	0%	0	0	0	0	0%				

\* - P - Priority Club. Cancellation Reasons: 1-Objectives/conduct, 2-Non-active club, 5-Non-existing club, 6-Disbanding, 7-Merger, 8-Financial Suspension, 9-District/Multiple District Dues.

\*\* - Abbreviation: P-President, S-Secretary, T-Treasurer, M-Member Chairperson, VP-First Vice President, MC-Communications Chairperson, SC-Service Chairperson

\*\*\* - Abbreviation: N/R - Never reported using the Lions Clubs website, N/A - Not applicable, No password registered for the Lions Clubs website.

\*\*\*\* - Abbreviation: N - New, IP - Immediate Past, R - Repeat.